






Thermo Scientific Masterflex B/T

Pump Selection Guide



- Choose Masterflex B/T pumps when your application requires high flow rates up to 37 LPM (9.8 GPM).
- New cover design provides CIP/SIP capability by simply opening the pump cover.
- Ideal for transfer of viscous or shear-sensitive materials.
- RAPID-LOAD® Pump Head for easy tubing changes.
- Pump interlock shuts the pump down when head is opened.
- Polycarbonate front plate for safety and easy viewing of pump operation.
- One-handed opening/closing without the use of tools.

Masterflex® B/T® Series

Pump system description	Flow range LPM (GPM)	Variable Speed	Fixed Speed	TEFC	Wash Down	Digital	Remote Capability	Reversible	Special Features
 Fixed Speed 115 VAC 4.7 or 9.8 GPM (17.7 or 37 LPM) 220 VAC 3.9 or 9.1 GPM (14.7 or 30.7 LPM)			✓		✓			✓	Wash-down motor is protected against dust and low pressure jets of water.
 Modular Digital 0.07 to 9.8 GPM (0.3 to 37 LPM)		✓			✓	✓	✓	✓	Ideal for large fluid transfer and dispensing applications. Remote control capabilities via weather-resistant connection on controller.
 Variable Speed 0.67 to 9.8 GPM (0.17 to 37 LPM)		✓			✓			✓	Includes detachable controller with 3 m (10 ft) connecting cord.
 Air Powered 1.9 to 37 GPM (0.5 to 9.8 LPM)		✓							Air-powered motor. Use in locations where electricity is unsafe or impractical. Pressure regulator included.
 Pump Head Adapters 0.07 to 9.8 GPM (0.3 to 37 LPM)		✓	✓	✓			✓	✓	Pump Heads accept standard 56C frame or IEC 72/ISO 71 with B5 flange motors to best suit your application. *Depending on motor selected

™ and ® Are registered trademarks of Cole Parmer

Holland
 APPLIED TECHNOLOGIES
 Indianapolis • Chicago • San Juan
 www.hollandapt.com
 800-800-8464

Thermo
 SCIENTIFIC